



## System Function

The E+L Split Web Guiding concept was developed to take advantage of the cost savings using the low cost end rolls in the corrugating process. The end rolls are usually recycled in the paper plant, because they are undersized for standard width production.

The concept of Split Web utilizes these undersized rolls as medium, liner or bottom liner web. The prerequisite for

Split Web production is special machine equipment, such as special double mill roll stands, double web splicers and the E+L Split Web guiding system.


The guiding system is based on a double tracking roller assembly for two separated webs, and two separated detection cameras.

The positions of both split web outer

edges are detected and stored in the control circuit.


After the operator set the target gap between the two webs, the system automatically aligns the webs to match the target value.

In case of full width production, the system can be switched to center guiding mode.



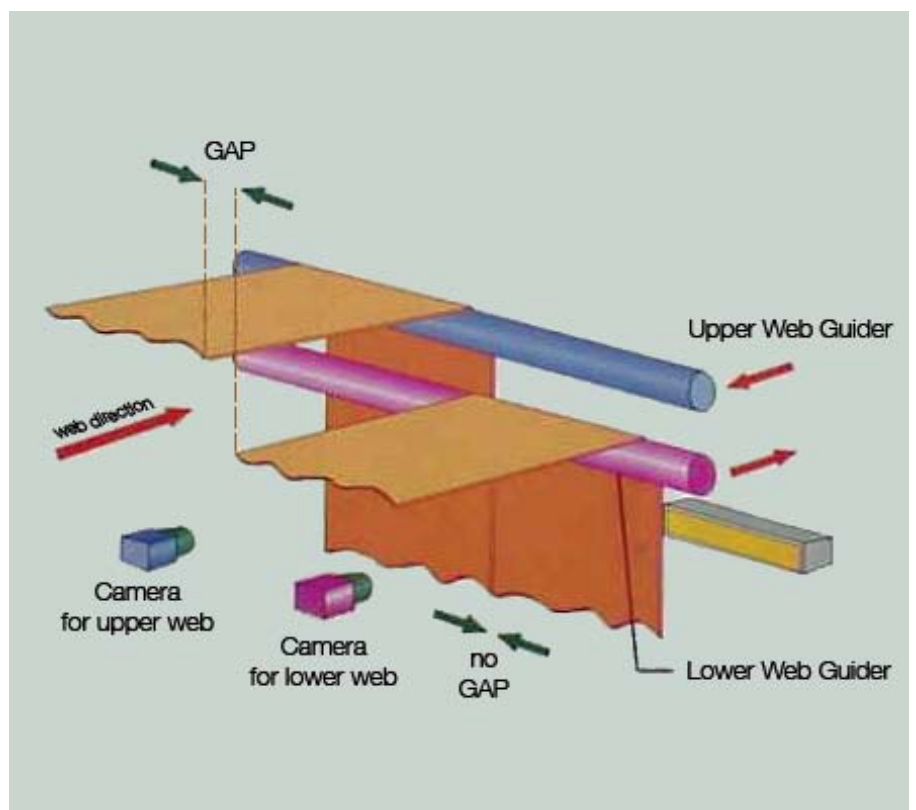
## System requirements

- + Split roll stands with additional center chuck.  
(Roll stand has to clear max. web width of two end rolls and center chuck)
- + Split web splicer with dual brake tension control. (The width of center chuck and the two end rolls equals the overall width going through the splicer)
- + Split Web guiding system with 2 tracking roller assemblies and camera sensing system



## Guiding Process

- + one camera senses the outer edge of each web
- + the operator adjusts the desired gap size or an overlapping inside edge
- + each split web is run over its tracking roller guider
- + the two tracking roller assemblies guide the split web to the desired gap distance or overlapping edge
- + both split webs can be offset in reference to the machine center position



## Web combinations

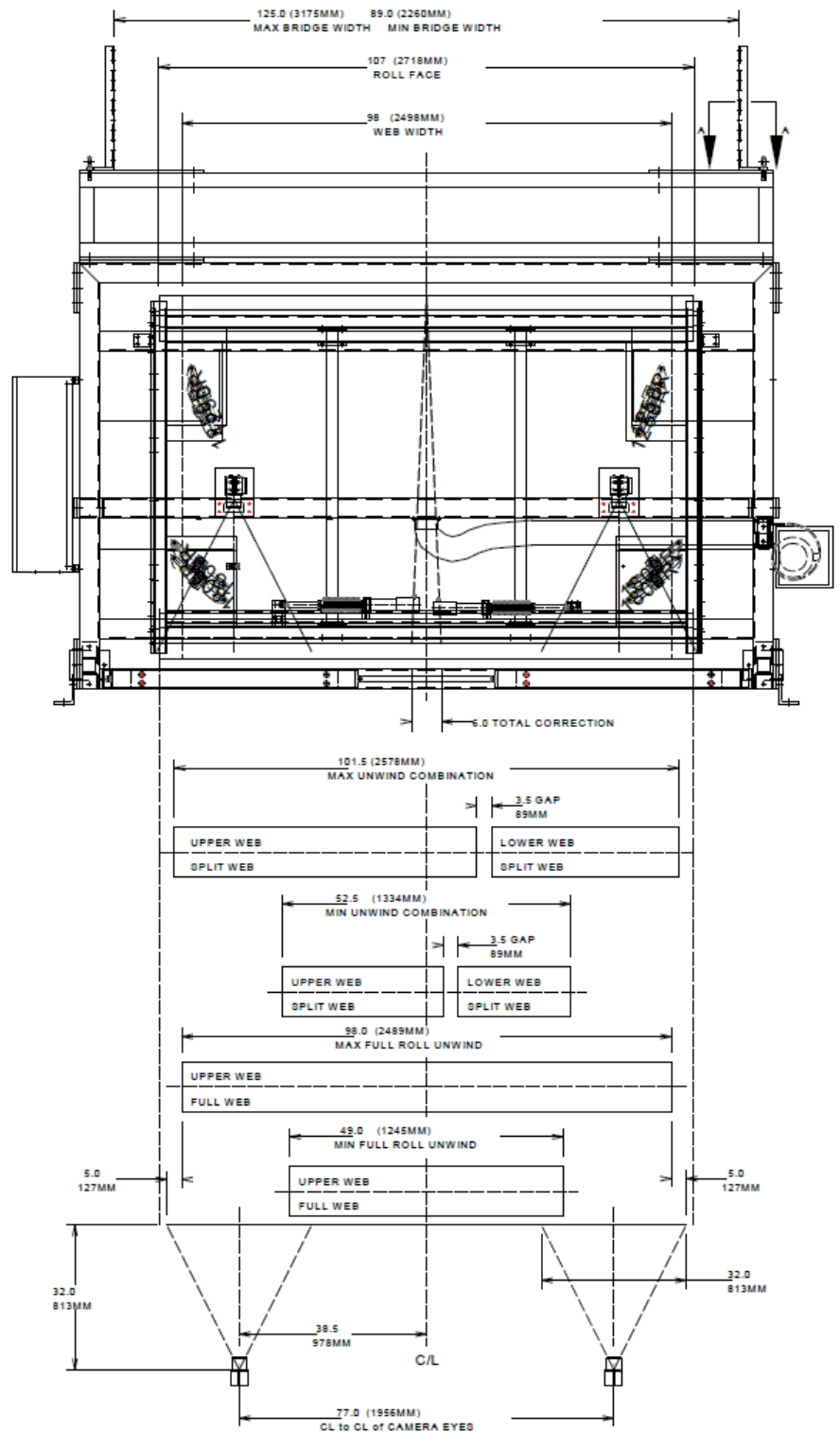
- + min split web combination = min full web width + gap for center chuck (usually 90 mm gap)
- + max slit web combination = max full web width + gap for center chuck (usually 90 mm gap)

## Available Option

- + 2.500 mm corrugator: web width max. 2.500 mm, min. 1.220 mm
- + 2.200 mm corrugator: web width max. 2.200 mm, min. 950 mm
- + 2.800 mm corrugator: web width max. 2.800 mm, min. 1.500 mm

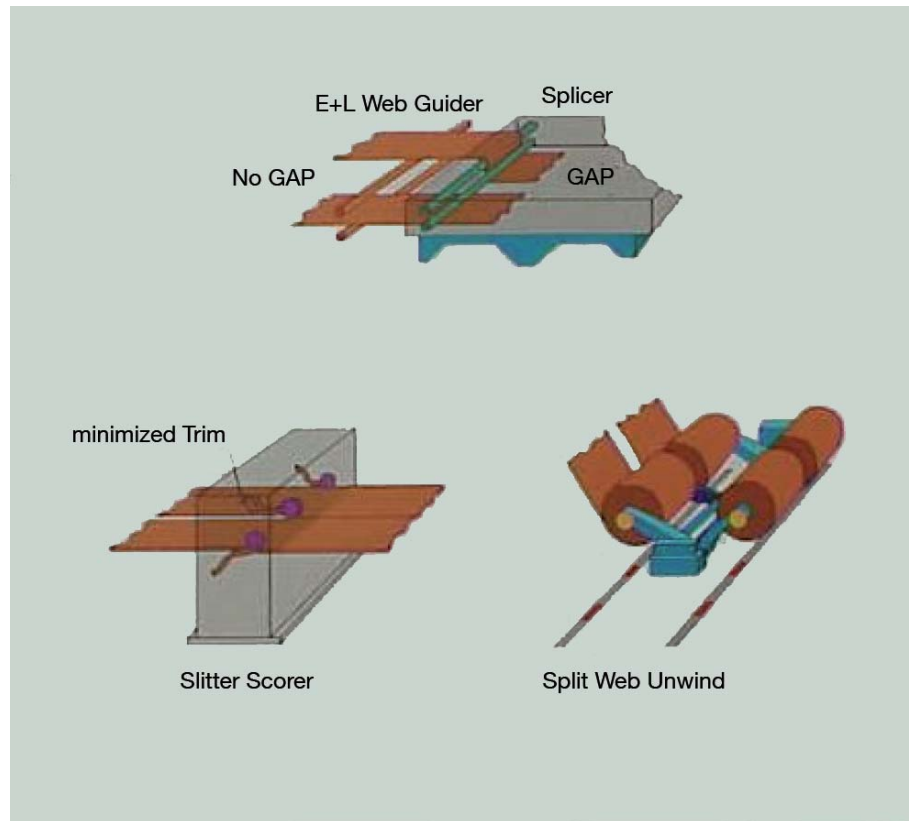
## Optional Equipment

- + Touch Screen PC for visualization, operation and trouble shooting
- + Additional camera sensing system on medium or liner to line up the split web to the medium or liner web
- + Active displacement guider, to actively sense and guide the medium or liner to a preset position and to align the split web to the medium or liner.



## Return on Investment

- + savings in paper cost due to end roll consumption
- + minimized trim waste due to accurate guiding process
- + no machine downtimes due to automatic guiding process



## Points of installation

- + Liner web at Single Facer
- + Medium web at Single Facer
- + Bottom liner web (shown in left figure)

